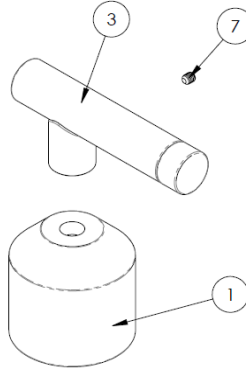
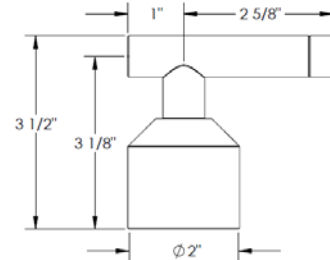


HANDLE TRIMS

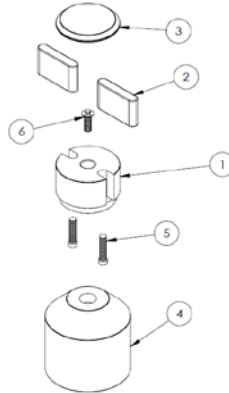
Astor (Code: IN14)



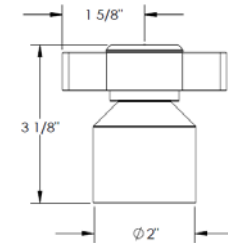
ITEM NO.	PART NUMBER	QTY.
1	IN14-ESC	1
3	IN14-LVR	1
7	SSCUPSKT 0.164-32x0.1875-HX-S	1



Cooper (Code: IN16)



ITEM NO.	DESCRIPTION	QTY.
1	IN16-KNOB	1
2	IN16-FIN	2
3	IN16-CAP	1
4	IN14-ESC	1
5	F-POST-SCRW	2
6	CR-FHM1 0.164-32x0.5x0.5-S	1



Specification from Finished Wall to Tip of Broach Stem

HANDLE TRIM #	MEASUREMENT (IN.)
IN14/IN16	3

Note: When fitting handle it may be necessary to shorten broach stem and/or threaded nipple to eliminate gap between handle and escutcheon

IMPORTANT INSTALLATION INFORMATION

- USE TEFLON TAPE OR PIPE SEALANT FOR THREADED CONNECTIONS
- DO NOT USE PLUMBER'S PUTTY ON ANY OF THE BRASS COMPONENTS
This will cause the finish to tarnish and void the warranty. A non-corrosive Alkoxy Silicone is recommended.
- DURING SWEATING OF LINES DO NOT OVERHEAT CASTING
Overheating may cause damage to internal mechanism
- COPPER ADAPTORS MAY BE REQUIRED TO COMPLETE YOUR INSTALLATION

For technical support, please call 718-257-2800